




Dataloggers

Also known as Data Loggers, Data Recorders, and RTUs



More info: +44(0) 1509 828 888

www.campbellsci.eu/dataloggers

Campbell Scientific Datalogger Overview

Campbell Scientific dataloggers are at the centre of our rugged, reliable data acquisition systems. They are known for their flexibility, precision measurements, and dependability—even in harsh, remote environments.

As for functionality, all of our dataloggers:

- Measure sensors
- Process data onboard
- Initiate measurement and control functions based on time or event
- Store data in multiple tables that can be individually sized and collected
- Control external devices such as pumps, motors, alarms, freezers, and valves
- Operate independently of ac power, computers, and human interaction
- Use our PC support software to program the datalogger
- Consume minimal power from a 12 Vdc source
- Interface with on-site and telemetry devices
- Perform reliably under adverse conditions



We manufacture a complete line of dataloggers that range in size and complexity. Dataloggers vary in the supported scan rates, number and type of input/output channels, analogue resolution, and analogue voltage accuracy. All of our dataloggers have a three year warranty.

To help customers choose the best datalogger for their application, this document describes the different components of the datalogger, provides a brief summary of each datalogger model available, and includes charts that compare the datalogger specifications and list the compatible devices.

Communication Protocols

PakBus®

With the PakBus protocol, networks have the distributed routing intelligence to continually evaluate links. Continually evaluating links optimizes delivery times and, in the case of delivery failure, allows automatic switch over to a configured backup route.

Modbus

The Modbus RTU protocol supports both floating point and long formats. The datalogger can act as a slave and/or master.

DNP3

The dataloggers are level 2 slave compliant, with some of the operations found in a level 3 implementation.

TCP/IP, FTP, and SMTP

These protocols provide TCP/IP functionality on the CR6 or, when a CR1000 or CR3000 is used in conjunction with an NL116, NL121, or third party serial IP device.

Keyboard Display

The datalogger's keyboard display allows you to manually transfer data and display sensor readings, stored values, or flag/port status. It consists of a 128 x 64 pixel backlit graphical LCD or eight-line numeric display and a 16-character keyboard. Our CR850 and CR3000 have a built-in keyboard display as part of their

integrated package. The CR6, CR800 and CR1000 dataloggers use the CR1000KD, a portable keyboard display that can be carried from site to site.



Programming

Our contemporary dataloggers are programmed with CRBasic, which stems from the BASIC programming language. It provides special instructions for making measurements and creating

tables of output data. CRBasic also supports algebraic and conditional expressions.

Input/Output Connections

Switched Excitation Outputs

Provides programmable excitation for resistive bridge measurements

Pulse Counters

For measuring switch closures, low-level ac sine waves, or high frequency pulses

Analogue Inputs

For differential, single-ended, and period averaging measurements

5 V Terminal

For sensor or modem power

Switched 12 V Terminal

For switching power to sensors or communication devices

12 V Terminal

For continuous sensor or modem power

Digital I/O Ports

For controlling external devices, reading SDI-12 sensors or SDM peripherals

CS I/O Port

For connecting to Campbell Scientific peripherals

Removable Power Terminal

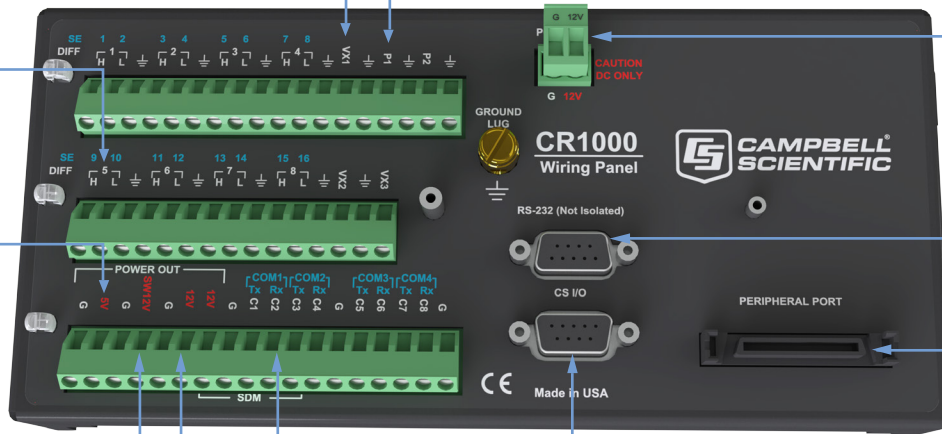
Simplifies connection to external power supply.

RS-232 Port

For connecting PCs, serial sensors, or RS-232 modems

Peripheral Port (CR1000 and CR3000 only)

For Ethernet communications and/or storing data on a CompactFlash card.



Analogue Inputs

Analogue inputs measure voltage levels. These inputs can be configured to make single-ended (a voltage measurement compared to ground) or differential (the high side of a voltage output compared to the low side) measurements. Voltages must fall within the input voltage range of the datalogger; 2:1 and 10:1 voltage dividers are available. Software selectable voltage ranges let you take full advantage of the datalogger's resolution to measure voltage changes as small as 0.05 μV (depends on datalogger model). Sensors measured by analogue inputs include thermocouples, thermistors, resistive bridges, vibrating wire, and 4 to 20 mA outputs. The CR300-series dataloggers can measure the 4 to 20 mA sensors, natively.

Continuous Analogue Outputs

Several datalogger models have continuous analogue outputs, which provide voltage levels to displays or proportional controllers.

Pulse Counters

Pulse counters measure switch closures, low level ac sine waves, or high frequency pulses. They sum the number of counts over each execution interval (scan rate), and allow the determination of variables such as rpm, velocity, flow, and rainfall intensity. Sensors that use pulse counters include tipping bucket rain gauges, flow meters, and anemometers.

Digital I/O Ports

Digital I/O ports detect status, read SDM peripherals or SDI-12 sensors, and control external devices. Each port can be configured separately within the datalogger's program.

Power and Ground Inputs

Power and ground inputs allow easy connection of an energy source, typically 12 Vdc nominal, to energize the datalogger. Switched 12 V terminals allow the datalogger to supply power to a peripheral only when the peripheral is being measured, thus reducing power consumption.

Switched Excitation Outputs

All of our dataloggers have switched voltage excitation outputs. These outputs provide programmable excitations for resistive bridge measurements by switching voltage on and off. Bridge measurements are the ratio of the bridge output to the excitation voltage, eliminating any errors in the excitation voltage.

The CR3000 and CR6 also have switched current excitation outputs that are for resistance measurements.

Communications/Data Storage Ports

The CS I/O 9-pin port is used to connect most of our data storage and retrieval peripherals. Connection to a laptop or PC requires an interface, typically the SC32B Optically Isolated Interface.

The USB and/or RS-232 port allows the datalogger to be connected to the PC. On the CR300-series, CR3000, and CR9000X, the RS-232 port is electrically isolated. Isolation is not provided by the RS-232 port on the CR800-series, CR6, and CR1000 dataloggers.

Our CR1000 and CR3000 have a 20-pin parallel peripheral port for connecting devices that store data on a CompactFlash card and/or communicate via Ethernet.

Datalogger Descriptions

CR300-Series Datalogger


The input channel configuration of the CR300-series datalogger is optimal for measuring one or two sensors. The CR300-series datalogger has an integrated dc/dc charge regulator for an external battery.



- › **Design Features:** This is our smallest and lowest-cost datalogger. It has a built-in USB port and can measure 4 to 20 mA sensors, natively.
- › **Ideal Applications:** Rural water, aquaculture, water quality, water level/stage, SCADA, weather stations, and OEM application specific where the small form factor and channel count customized to reduce cost
- › **Models Available:** CR300 requires the NL201 interface for Ethernet communications; CR310 has a built-in Ethernet port (no interface required) and removable terminal strips
- › **Options Available:** both models can include on-board Wi-Fi, 900 MHz Spread Spectrum Radio, 922 MHz Spread Spectrum Radio, or 868 MHz SRD860 radio.

CR800-series Measurement and Control Datalogger

The CR800 series consists of measurement electronics encased in a plastic shell and an integrated wiring panel. The CR800 series uses an external power supply—typically the BPALK Alkaline Battery Pack or PS200 or PS150 Rechargeable Power Supply.



- › **Design Features:** These research-grade dataloggers have a custom ASIC chip that expands pulse count, control port, and serial communications capabilities. They are compatible with channel expansion peripherals and thermocouples, and support serial communications with serial sensors and devices via I/O port pairs.
- › **Ideal Applications:** Wind profiling, weather stations, air quality, ETo/agriculture, soil moisture, water level/stage, aquaculture, vehicle testing, Time Domain Reflectometry, SCADA, water quality.
- › **Models Available:** CR800 uses the portable CR1000KD keyboard display; CR850 has a keyboard display as part of its integrated package.

CR1000 Measurement and Control Datalogger

The CR1000 consists of a measurement and control module and a detachable wiring panel. It uses an external power supply, usually the BPALK, PS200, or PS150, and a portable keyboard display, the CR1000KD.



- › **Design Features:** Besides providing all of the design features for the CR800-series dataloggers, the CR1000 has more channels and includes a 40-pin parallel peripheral port. The peripheral port interfaces with the NL116 Ethernet Interface and CompactFlash® Module, the NL121 Ethernet Interface, or the CFM100 Compact-Flash Module.
- › **Ideal Applications:** Fire weather, Mesonet systems, wind profiling, weather stations, air quality, ETo/agriculture, soil moisture, water level/stage, aquaculture, avalanche forecasting, Time Domain Reflectometry, vehicle testing, SCADA, water quality.

CR6 Measurement and Control Datalogger

Innovative U terminals featuring high accuracy analogue measurements with unsurpassed sensor interface flexibility define the CR6. It also boasts fast processing, low power, and offers an integrated charger regulator.

- › **Design Features:** The CR6 includes 12 universal (U) terminals— an ingenious way for allowing virtually any sensor, analogue digital or smart, to be connected to any U terminal. It is our only datalogger capable of doing direct static vibrating-wire measurements. The CR6 also provides faster communications, built in USB and 10/100baseT ports, compact size, and improved analogue input accuracy and resolution. Measurement and control can be expanded as the CR6 is compatible with all Campbell Scientific SDMs and CDMs.
- › **Ideal Applications:** Structural health monitoring, solar and wind assessment and power performance, SCADA, vehicle testing, Mesonet systems, weather stations, air quality, ETo/ agriculture, soil moisture, eddy covariance, aquaculture, avalanche forecasting, water quality.
- › **Options Available:** can include on-board Wi-Fi, 900 MHz spread spectrum radio, 922 MHz spread spectrum radio, or 868 MHz SRD860 radio.



CR3000 Micrologger

The CR3000 consists of a compact, integrated package with a built-in power supply, a 128 x 64 pixel backlit graphical or eight-line numeric display, and a 16-character keyboard.

- › **Design Features:** The CR3000 provides all of the CR1000's design features, as well as more channels, programmable switched current outputs, and removable terminal strips.
- › **Ideal Applications:** Eddy covariance, wind profiling, HVAC, weather stations, vehicle testing, air quality, process control, Mesonet systems, agriculture, soil moisture, Time Domain Reflectometry, water quality.
- › **Base Options:** Sealed rechargeable battery, alkaline batteries, or low-profile (no-battery) base.



CR9000X Measurement and Control Datalogger

The CR9000X is a large modular datalogger that consists of a base system and slots for user-specified I/O modules.

- › **Design Features:** The CR9000X supports a measurement rate of up to 100,000 Hz, provides 180 MHz clock speed, has an onboard PC-card slot for expanding its storage capacity, and includes an onboard 10baseT/100baseT port. Also, the CR9000X can provide anti-aliasing and real-time FFT capabilities by using a CR9052IEPE or CR9052DC module.
- › **Ideal Applications:** Vehicle testing, structural or seismic monitoring, or other applications that require rapid sampling or a large number of high resolution channels.
- › **Base Options:** Standard CR9000X includes the base system and slots for up to nine I/O modules; the user chooses either the lab or environmental enclosure. The CR9000XC includes the base system, slots for up to five I/O modules, and an environmental enclosure.



Datalogger Comparison Table

FEATURE	CR300-Series	CR800/CR850	CR1000
Max. Scan Rate (Hz)	10	100	100
Analogue Inputs	6 SE or 3 diff (see note 1)	6 SE or 3 diff	16 SE or 8 diff
Pulse Counters	2	2	2
Switched Excitation Channels	2 voltage	2 voltage	3 voltage
Digital Ports (see notes 2, 3)	2 I/Os 1 TX/RX pair RS-232	4 I/Os or 2 TX/RX pair RS-232	8 I/Os or 4 TX/RX pair RS-232
Continuous Analogue Outputs	0	0	0
Communications/ Data Storage Ports	1 RS-232, 1 USB, 1 10/100baseT (CR310 only)	1 CS I/O, 1 RS-232	1 CS I/O, 1 RS-232 1 parallel peripheral
Input Voltage Range (Vdc)	-0.1 to +2.5	±5	±5
Analogue Voltage Accuracy	±(0.04% of reading + offset), 0° to +40°C	±(0.06% of reading + offset), 0° to +40°C	±(0.06% of reading + offset), 0° to +40°C
Analogue Resolution	to 0.23 µV	to 0.33 µV	to 0.33 µV
A/D Bits	24	13	13
Temperature Range (°C)	-40 to +70	-25 to +50 (standard) -55 to +85 (extended, CR800) -30 to +80 (extended, CR850)	-25 to +50 (standard) -55 to +85 (extended)
Memory (B)	10 M flash for data storage 5 M flash for CPU drive / programs 2 M flash for operating system	2 M Flash (operating system) 4 M (CPU usage, program storage, and data storage)	2 M Flash (operating system) 4 M (CPU usage, program storage, and data storage)
Power Requirements (Vdc)	16 to 32 CHS, 9.6 to 16 BAT	9.6 to 16	9.6 to 16
Typical Current Drain (mA)	1.5 (sleep, no radio) 5 (active, 1 Hz scan with analogue measurement, no radio)	~0.7 (sleep mode) 1 to 16 (w/o RS-232 comm) 17 to 28 (w/RS-232 comm)	~0.7 (sleep mode) 1 to 16 (w/o RS-232 comm.) 17 to 28 (w/RS-232 comm.)
Dimensions (inches)	5.5 x 3.0 x 2.0	9.5 x 4.1 x 2	9.4 x 4.0 x 2.4
Weight (lb)	0.5 (CR300) 0.6 (CR310, CR300-WIFI/RF407/412/422) 0.7 (CR310-WIFI/RF407/412/422)	1.5	2.1
SDI-12 Supported	yes	yes	yes
PakBus Supported	yes	yes	yes
Modbus Supported	yes	yes	yes
DNP3 Supported	yes	yes	yes
Compliance Information	Available at: www.campbellsci.eu/cr300 www.campbellsci.eu/cr310	Available at: www.campbellsci.eu/cr800 www.campbellsci.eu/cr850	Available at: www.campbellsci.eu/cr1000
Warranty	3 year	3 years	3 years
SOFTWARE SUPPORTED			
Short Cut	3.2 or higher	yes	yes
PC200W	4.4 or higher	yes	yes
PC400	4.4 or higher	1.2 or higher	1.2 or higher
LoggerNet	4.4 or higher	3.0 or higher	3.0 or higher
RTDAQ	no	yes	yes

Notes:

1. On the CR300-series, two analogue inputs can measure 4 to 20 mA or 0 to 20 mA, natively, and four analogue inputs can provide pulse/digital I/O functions.
2. Certain digital ports can be used to count switch closures.
3. I/O ports can be paired as transmit and receive for measuring smart serial sensors.
4. We recommend you confirm system configuration and critical specifications with Campbell Scientific before purchase.

Datalogger Comparison Table Continued

FEATURE	CR6 (see note 1)	CR3000	CR9000X (see note 2)
Max. Scan Rate (Hz)	1000	100	100,000
Analogue Inputs	up to 12 SE or 6 diff	28 SE or 14 diff	28 SE or 14 diff per CR9050, CR9051E, or CR9055(E)
Pulse Counters	up to 16	4	12 per CR9071
Switched Excitation Channels	up to 12 voltage or 12 current	4 voltage, 3 current	10 voltage per CR9060
Digital Ports (see note 3)	up to 16 I/Os, 2 RS-232, 2 RS-485, 8 TX/RX pair RS-232, or 8 SDI-12	3 SDM, 8 I/Os or 4 TX/RX pair RS-232 (see note 4)	8 outputs per CR9060 or 16 I/Os per CR9071; 1 SDM
Continuous Analogue Outputs	0	2	6 per CR9060
Communications/ Data Storage Ports	1 USB, 1 CS I/O, 1 RS-232, 1 MicroSD, 1 10/100baseT	1 CS I/O, 1 RS-232 1 parallel peripheral	1 CS I/O, 1 RS-232, 1 10/100baseT
Input Voltage Range (Vdc)	±5	±5	±5 w/CR9050 or CR9051E, ±50 w/CR9055(E), ±60 w/CR9058E
Analogue Voltage Accuracy	±(0.04% of reading +offset), 0° to +40°C	±(0.04% of reading +offset), 0° to +40°C	±(0.07% of reading+4 A/D counts), -25° to +50°C
Analogue Resolution	to 0.05 µV	to 0.33 µV	to 1.6 µV
A/D Bits	24	16	16
Temperature Range (°C)	-40 to +70 (standard) -55 to +85 (extended)	-25 to +50 (standard) -40 to +85 (extended)	-25 to +50 (standard) -40 to +70 (extended)
Memory (bytes)	6 M flash (operating system), 6 M (CPU usage, program, storage, and data storage)	2 M Flash (operating system), 4 M (CPU usage, program, storage, and data storage)	128 k (program), 128 M (data storage)
Power Requirements (Vdc)	16 to 32 CHS, 9.6 to 16 BAT	10 to 16	9.6 to 16
Typical Current Drain (mA)	~0.8 (sleep mode) 3 (1 Hz sample rate), 67 (20 Hz sample rate)	2 (sleep mode), 3 (1 Hz sample rate), 10 (20 Hz sample rate)	750 to 1000 (processing), 750 to 4000 (analogue meas.)
Dimensions (inches)	8 x 4 x 2.4	9.5 x 7.0 x 3.8	15.75 x 9.75 x 8 (lab enclosure), 18 x 13.5 x 9 (field enclosure), 10 x 11 x 9 (CR9000XC)
Weight (lb)	0.9 (CR6) 1.0 (CR6-WIFI//RF407/412/422)	10.7 (rechargeable battery), 8.3 (alkaline battery), 3.6 (w/o battery)	~30 (lab enclosure), ~40 (field enclosure), ~27 (CR9000XC)
SDI-12 Supported	yes	yes	no
PakBus Supported	yes	yes	no
Modbus Supported	yes	yes	no
DNP3 Supported	yes	yes	no
Compliance Information	Available at: www.campbellsci.eu/cr6	Available at: www.campbellsci.eu/cr1000	CE compliant
Warranty	3 years	3 year	3 years

SOFTWARE SUPPORTED

Short Cut	yes	yes	no
PC200W	yes	yes	no
PC400	4.3 or higher	1.3 or higher	1.0 or higher
LoggerNet	4.3 or higher	3.2 or higher	2.0 or higher
RTDAQ	yes	yes	yes

Notes:

1. The CR6 has 12 universal (U) and four control (C) terminals that can be programmed for a variety of functions. The number of analogue inputs, switched excitations, and digital ports assume all of the ports are configured the same.
2. For the CR9000X, the current drain, weights, and specific number of input/output channels depend on the I/O modules chosen.
3. Certain digital ports can be used to count switch closures.
4. For the CR6 and CR3000, the I/O ports can be paired as transmit and receive for measuring smart serial sensors.
5. We recommend you confirm system configuration and critical specifications with Campbell Scientific before purchase.

Sensor and Peripheral Compatibility Table

DEVICE	CR300-Series	CR800/CR850	CR1000	CR6	CR3000	CR9000X
SENSORS						
Anemometers (cup or propeller)	✓	✓	✓	✓	✓	✓
Anemometers (2-D sonic)	✓	✓	✓	✓	✓	
Anemometers (3-D sonic)	✓	✓	✓	✓	✓	✓
Barometers	✓	✓	✓	✓	✓	✓
Ceilometers	✓	✓	✓	✓	✓	
GPS	✓	✓	✓	✓	✓	see note 2
Present Weather	✓	✓	✓	✓	✓	✓
Pyranometers	✓	✓	✓	✓	✓	✓
Reflectometers	✓	✓	✓	✓	✓	
Relative humidity	✓	✓	✓	✓	✓	✓
Shaft encoders	✓	✓	✓	✓	✓	✓
Strain gauges	✓	✓	✓	✓	✓	✓
Tipping buckets	✓	✓	✓	✓	✓	✓
Thermistors	✓	✓	✓	✓	✓	✓
Thermocouples	✓	✓	✓	✓	✓	✓
Vibrating wire		✓	✓	✓	✓	
Visibility	✓	✓	✓	✓	✓	✓
Wind Vanes	✓	✓	✓	✓	✓	✓
COMMUNICATIONS PERIPHERALS						
MicroSD				✓		
CompactFlash®			✓		✓	✓
Direct Connect	✓	✓	✓	✓	✓	✓
Ethernet	✓	✓	✓	✓	✓	✓
Multidrop Modems	✓	✓	✓	✓	✓	
PCMCIA Cards (type I, II, or III)						✓
Phone Modems (cellular)	✓	✓	✓	✓	✓	see note 3
Phone Modems (land-line)		✓	✓	✓	✓	see note 3
Radios (narrowband UHF/VHF)	✓	✓	✓	✓	✓	
Radios (spread spectrum/SRD860)	✓	✓	✓	✓	✓	see note 3
Satellite Transmitters (GOES)	✓	✓	✓	✓	✓	
Satellite Transmitters (Argos)	✓	✓	✓	✓	✓	
Satellite Transmitters (Iridium)	✓	✓	✓	✓	✓	
Short-Haul Modems	✓	✓	✓	✓	✓	see note 3
MEASUREMENT AND CONTROL PERIPHERALS (see note 4)						
Multiplexers		✓	✓	✓	✓	✓
SDM Devices		✓	✓	✓	✓	✓
CDM Devices (see note 5)		✓	✓	✓	✓	

Notes:

1. To determine compatibility with devices not offered by Campbell Scientific or devices not listed on this chart, refer to the device's product brochure or manual, or contact a Campbell Scientific.
2. Contact Campbell Scientific about configuration requirements for using the CR9000X with our GPS sensor.
3. Although compatible, phone modems, spread spectrum radios, and short haul modems do not support the CR9000X's maximum communication rate.
4. Measurement and control devices typically used with the CR9000X are the AM25T multiplexer, SDM-CAN and SDM-INT8. Although compatible, the AM16/32B multiplexer, SDM-CD16AC, and SDM-CVO4 do not support the CR9000X's maximum communication rate and are not practical for most CR9000X applications.
5. Our CR6 dataloggers support CDMs natively through their CPI port. The CR800, CR850, CR1000, and CR3000 must use an SC-CPI interface.



**CAMPBELL
SCIENTIFIC**

80 Hathern Road, Shepshed, LE12 9GX UK | +(0)1509 828888 | sales@campbellsci.co.uk | www.campbellsci.eu
UK | AUSTRALIA | BRAZIL | CANADA | CHINA | COSTA RICA | FRANCE | GERMANY | SE ASIA | SOUTH AFRICA | SPAIN | USA

© 1999, 2017
Campbell Scientific
January 31, 2017