

**10 - 60 V<sub>DC</sub> ICAO Low-intensity Type B, FAA L-810 Obstacle Light  
with Photocell & Flasher**

**Key features**

- Based on LED-technology
- Extremely reliable - long lifetime
- Suitable for off-shore use
- Very low power consumption
- Wide 10 to 60 VDC input voltage
- Stabilised light output
- Lightweight and small – low wind load factor
- Easy to install, several mounting sets available
- Two cable glands, easy to chain without external terminal boxes
- No RF-radiations
- Five (5) years warranty
- Patented

**Benefits**

- Long maintenance intervals
- Low energy cost
- Supply power voltage variations do not affect to light output
- Very low total lifetime costs
- Low wind load

**Specifications met**

- ICAO International Standards and Recommended Practices:  
Aerodromes - Annex 14 Volume 1, 5th Edition, July 2009,  
Chapter 6: Low-intensity, Type B Fixed Obstacle Light
- FAA Advisory Circular 150/5345-43F 09/12/06 L-810 Light Unit

**Optical characteristics**

- Intensity better than 32.5 cd
- Colour aviation red
- Horizontal radiation pattern 360°
- Vertical radiation pattern 15°
- LED supply current stabilised by constant current generator
- Light output degradation less than 30% after 100.000 h of operation

**Electrical characteristics**

- Input voltage range 10 - 60 V<sub>DC</sub>
- Power consumption less than 3 W
- Over voltage protection

**Mechanical characteristics**

- Anodized marine grade aluminium body and end parts
- AISI 316 acid proof steel screws
- Colourless (clear) glass cover
- Terminal box for 1,5 - 6 mm<sup>2</sup> wires
- Degree of protection IP 65
- Operating temperature range -55°C to +55°C
- Height 210 mm, diameter 104 mm, weight 1.1 kg
- Wind load with MS-EV60 mounting kit @ 200 km/h less than 40 N

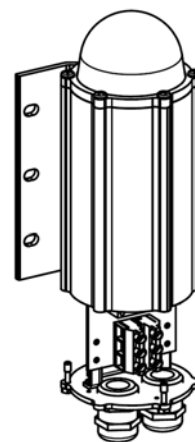
**Options**

- Mounting kits
- Without Photocell & Flasher: Ref Obelux LI-32-DCW-F datasheet

Order Code: **Obelux LI-32-DCW-PCFL**



Obelux LI-32-DCW-PCFL LED obstacle light

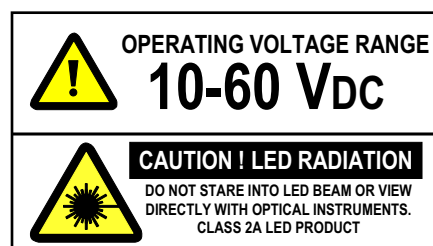


**Photocell characteristics**

- Turn on delay 1 s
- Turn off delay 200 s
- User selectable photocell sensitivity (bold = factory default)  
OFF / 200 lux / 400 lux / **800 lux**

**Flash controller characteristics**

- User selectable flashing rate (bold = factory default)  
**Steady burning** / 20 fpm / 40 fpm / 60 fpm
- 250 ms flash duration



Made in Finland

Technical information in this document is subject to change without notice. Copyright © Obelux Oy 2010

**Obelux Oy**

Kutomotie 6 B  
FI-00380 Helsinki  
Finland

tel: +358 50 1999

fax: +358 9 621 5518

internet: [www.obelux.com](http://www.obelux.com)

e-mail: [info@obelux.com](mailto:info@obelux.com)

**10 - 60 V<sub>DC</sub> ICAO Low-intensity Type B, FAA L-810 Obstacle Light  
with Photocell & Flasher**

## ELECTRICAL INSTALLATION INSTRUCTIONS

**Obelux LI-32-DCW-PCFL has two cable glands for easy chaining without external distribution boxes**

Obelux LI-32-DCW-PCFL is an obstacle light utilizing LED technology. The cabling and installation principles are similar to those of conventional obstacle lights.

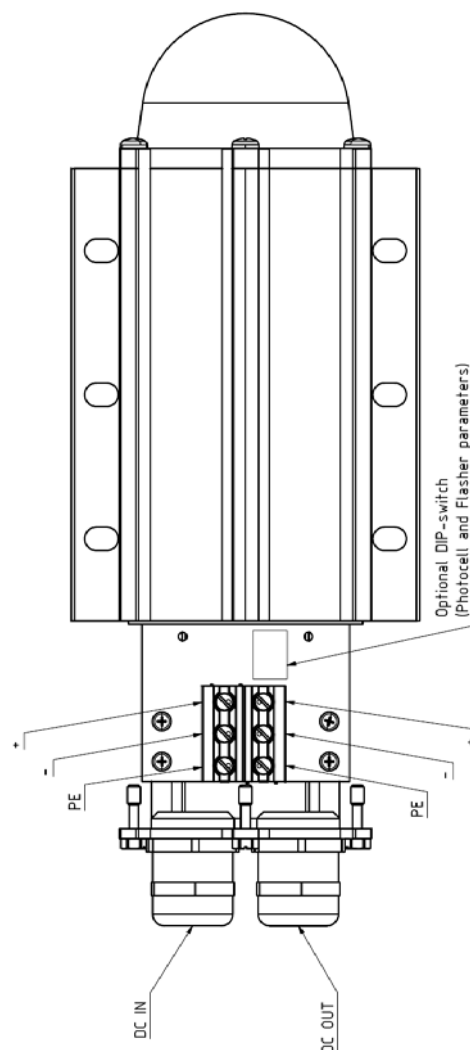
Connection can be protected with a 6 A or 10 A fuse or with a circuit breaker (C curve).

### Installation specifications

- Cable gland: M25
- Cable diameter: 11 to 17 mm
- Wire diameter: max. 6 mm<sup>2</sup>
- Recommended cable: 3x1.5 mm<sup>2</sup> or 3x2.5 mm<sup>2</sup>

### Options

- **CGS-20**: Smaller cable glands  
Set include 2 pcs M20 cable glands with M25-M20 adapters for 7-13 mm cables



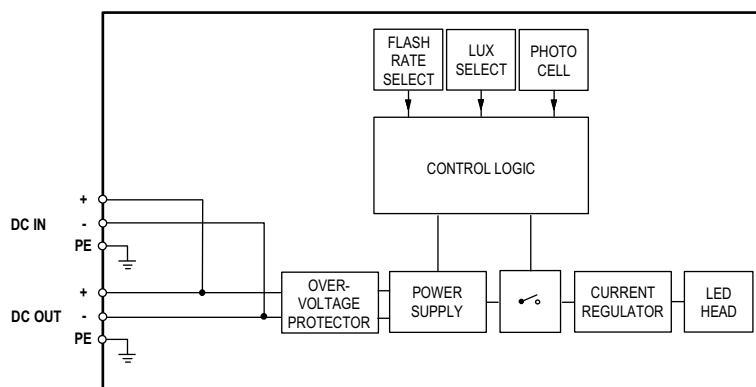
### PCFL DIP switches

DIP1	DIP2	PHOTOCELL	DIP3	DIP4	FLASH RATE
OFF	OFF	OFF (light always ON)	OFF	OFF	STEADY BURNING
ON	OFF	200 lux	ON	OFF	20 fpm
OFF	ON	400 lux	OFF	ON	40 fpm
ON	ON	800 lux	ON	ON	60 fpm

Flash duration: 250 ms

	OFF	ON
1.	<input type="checkbox"/>	<input type="checkbox"/>
2.	<input type="checkbox"/>	<input type="checkbox"/>
3.	<input type="checkbox"/>	<input type="checkbox"/>
4.	<input type="checkbox"/>	<input type="checkbox"/>

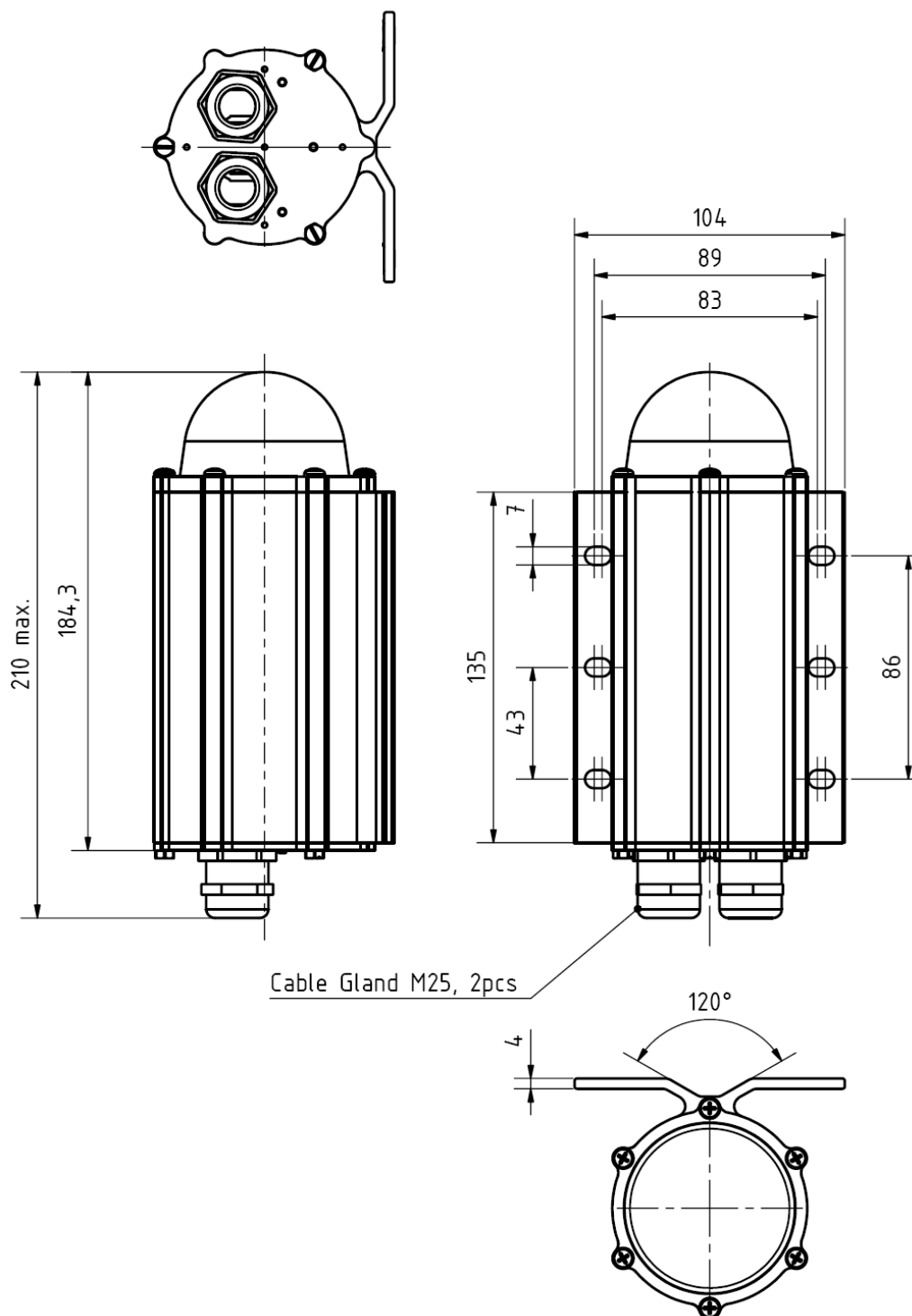
**Default DIP settings:**  
**800 lux, steady burning**



**LI-32-DCW-PCFL block diagram**

Technical information in this document is subject to change without notice. Copyright © Obelux Oy 2010

Mechanical dimensions



Technical information in this document is subject to change without notice. Copyright © Obelux Oy 2010

**10 - 60 V<sub>DC</sub> ICAO Low-intensity Type B, FAA L-810 Obstacle Light  
with Photocell & Flasher**

There are several types of mounting sets available as option:

**Obelux MS-HV80**

Mounting set for 33-80 mm vertical or horizontal pipe

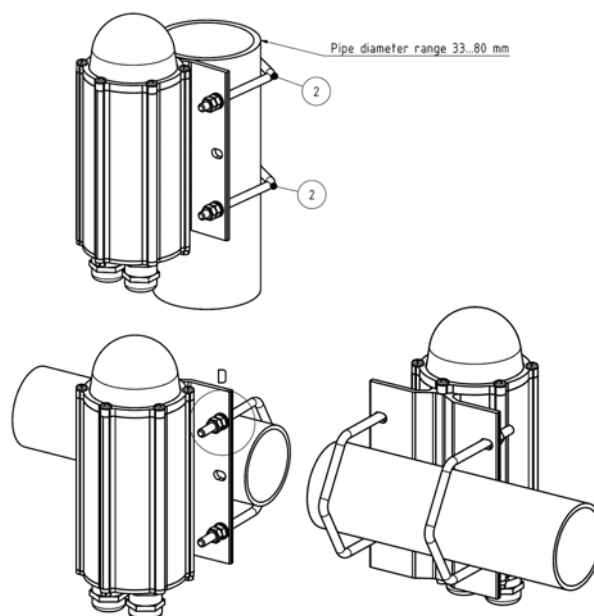
Mounting set include:

- 2 pcs M6 U-bolt
- 8 pcs M6 hex nut
- 4 pcs 6/12 mm washer

All parts AISI 316 acid proof steel

More detailed mechanical data: MS-HV80 datasheet

Order Code: **MS-HV80**



**Obelux MS-EV60**

Mounting set with extension plate  
for 30-60 mm vertical pipe installation

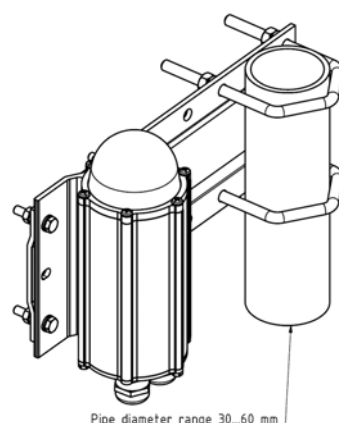
Mounting set include:

- 2 pcs M8 U-bolt, 8 pcs M8 hex nut
- 4 pcs M6x30 bolt, 8 pcs M6 hex nut, 4 pcs 6/12 washer
- 1 pcs extension plate

Extension plate marine grade anodized aluminium,  
other parts AISI 316 acid proof steel

More detailed mechanical data: MS-EV60 datasheet

Order Code: **MS-EV60**



**Obelux MS-EV100:**

Mounting set with extension plate  
for 60-100 mm vertical pipe installation

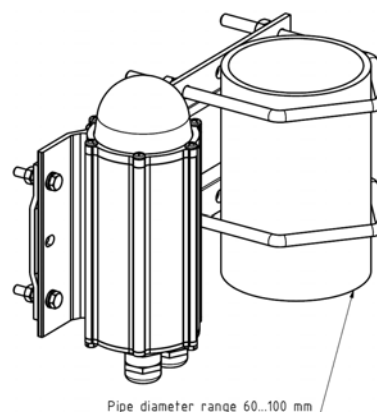
Mounting set include:

- 2 pcs M8 U-bolt, 8 pcs M8 hex nut
- 4 pcs M6x30 bolt, 8 pcs M6 hex nut, 4 pcs 6/12 washer
- 1 pcs extension plate

Extension plate marine grade anodized aluminium,  
other parts AISI 316 acid proof steel

More detailed mechanical data: MS-EV100 datasheet

Order Code: **MS-EV100**



Technical information in this document is subject to change without notice. Copyright © Obelux Oy 2010

**10 - 60 V<sub>DC</sub> ICAO Low-intensity Type B, FAA L-810 Obstacle Light  
with Photocell & Flasher****Obelux MS-EV150:**

Mounting set with extension plate  
for 100-150 mm vertical pipe installation

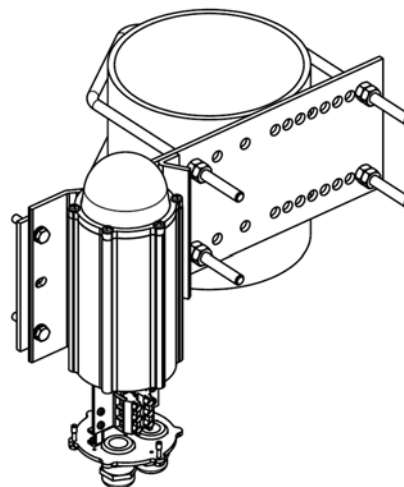
Mounting set include:

- 2 pcs M8 U-bolt, 8 pcs M8 hex nut
- 4 pcs M6x30 bolt, 8 pcs M6 hex nut, 4 pcs 6/12 washer
- 1 pcs extension plate

Extension plate hot dipped galvanised steel,  
other parts AISI 316 acid proof steel

More detailed mechanical data: MS-EV150 datasheet

Order Code: **MS-EV150**

**Obelux MS-DEV60:**

Double mounting set with extension plate  
for 30-60 mm vertical pipe installation

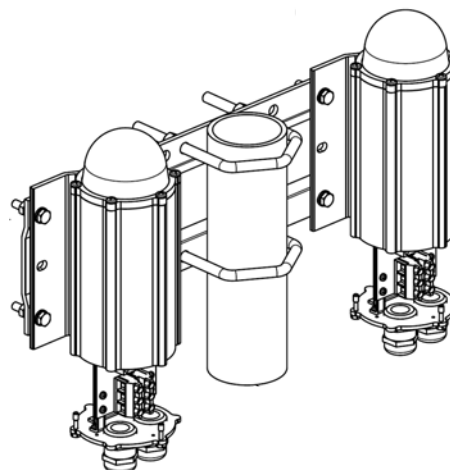
Mounting set include:

- 2 pcs M8 U-bolt, 8 pcs M8 hex nut
- 8 pcs M6x30 bolt, 16 pcs M6 hex nut, 8 pcs 6/12 washer
- 1 pcs extension plate

Extension plate marine grade anodised aluminium,  
other parts AISI 316 acid proof steel

More detailed mechanical data: MS-DEV60 datasheet

Order Code: **MS-DEV60**

**Obelux MS-DEV100:**

Double mounting set with extension plate  
for 60-100 mm vertical pipe installation

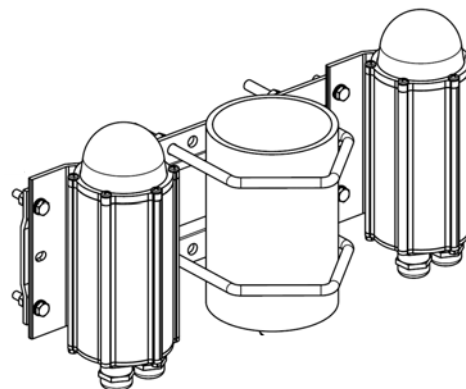
Mounting set include:

- 2 pcs M8 U-bolt, 8 pcs M8 hex nut
- 8 pcs M6x30 bolt, 16 pcs M6 hex nut, 8 pcs 6/12 washer
- 1 pcs extension plate

Extension plate marine grade anodised aluminium,  
other parts AISI 316 acid proof steel

More detailed mechanical data: MS-DEV100 datasheet

Order Code: **MS-DEV100**



Technical information in this document is subject to change without notice. Copyright © Obelux Oy 2010

**10 - 60 V<sub>DC</sub> ICAO Low-intensity Type B, FAA L-810 Obstacle Light  
with Photocell & Flasher**

**Obelux MS-RW**

Mounting set for horizontal plate or wall installation

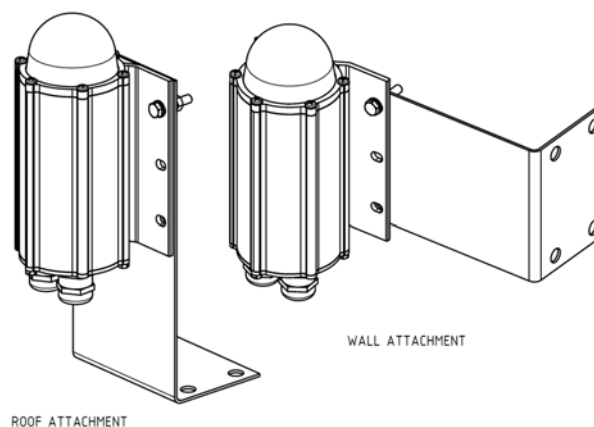
Mounting set include:

- 4 pcs M6x30 bolt, 8 pcs M6 hex nut, 4 pcs 6/12 washer
- 1 pcs L-shape 2 mm plate

All parts AISI 316 acid proof steel

More detailed mechanical data: MS-RW datasheet

Order Code: **MS-RW**



**Obelux MS-LVU**

Mounting set for L and V -shape profiles

Mounting set include:

- 1 set accessories for light unit fitting to plate
- 1 pcs extension plate with adjusting plate and accessories

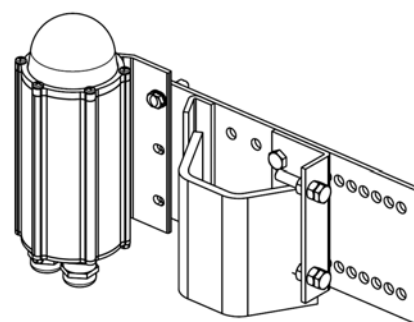
Extension plate hot dip galvanized steel, other parts

AISI 316 acid proof steel

More detailed mechanical data: MS-LVU datasheet

Order Code: **MS-LVU** (with galvanized extension plate)

**MS-LVA** (with AISI 316 extension plate)

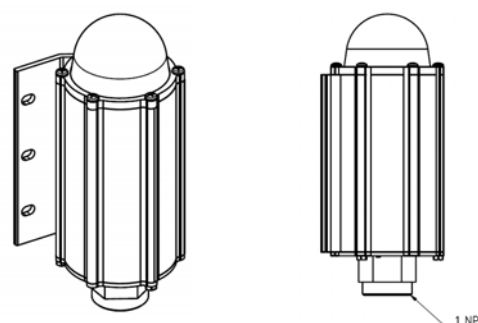


**Obelux MS-N1B**

Mounting set for 1" NPT at bottom

More detailed mechanical dimensions: MS-N1B dataheet

Order Code: **MS-N1B**



Technical information in this document is subject to change without notice. Copyright © Obelux Oy 2010