

A PRECISION WIRE-WOUND POTENTIOMETER WINDVANE

This robust and durable wind direction sensor incorporates a custom-made precision potentiometer as shaft/fin angle transducer, enabling wind direction to be accurately determined. The potentiometer has low torque with long life and high reliability, the small gap at north being filled with an insulating material to ensure smooth operation over the full 360°. The vane arm assembly is attached by the unique Porton™ gravity fastener, allowing rapid attachment and release for easy installation and good portability.

Construction is from anodised aluminium alloys and stainless steels for exposed parts. Combined with the hard plastic (upper) plain bearing and precision ball races, the result is an instrument with a long service interval which is suitable for permanent exposure to the weather, and is well proven in the field.

OPTIONS:

- ▶ HE-4 internal Anti-Icing Heater (6W)
- ▶ 405/405W Series Mounting Adaptors
- ▶ /SE Severe Environment Option
- ▶ /PC3P01 Surge Protection Circuit
- ▶ MEASNET/IEC Calibration Certificate

INTENDED PRODUCT APPLICATIONS/USE

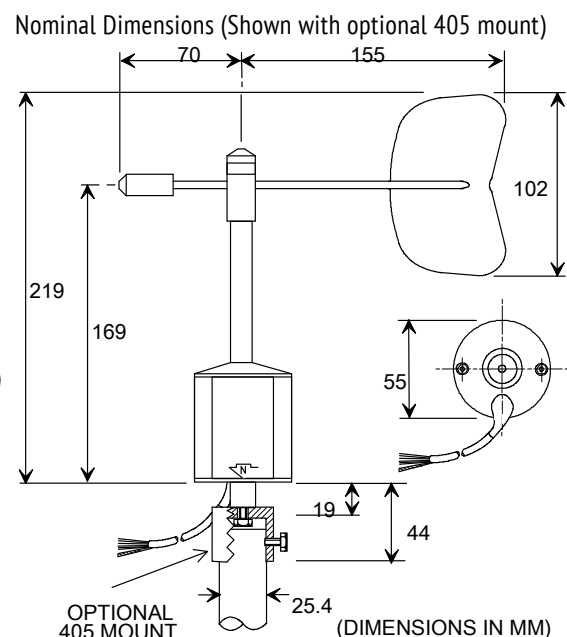
This instrument is intended for use in various meteorological wind measurement applications (including general meteorology and wind-assessment) mounted on a mast or pole and connected to a data-logger, meter, signal conditioner or similar measuring equipment.

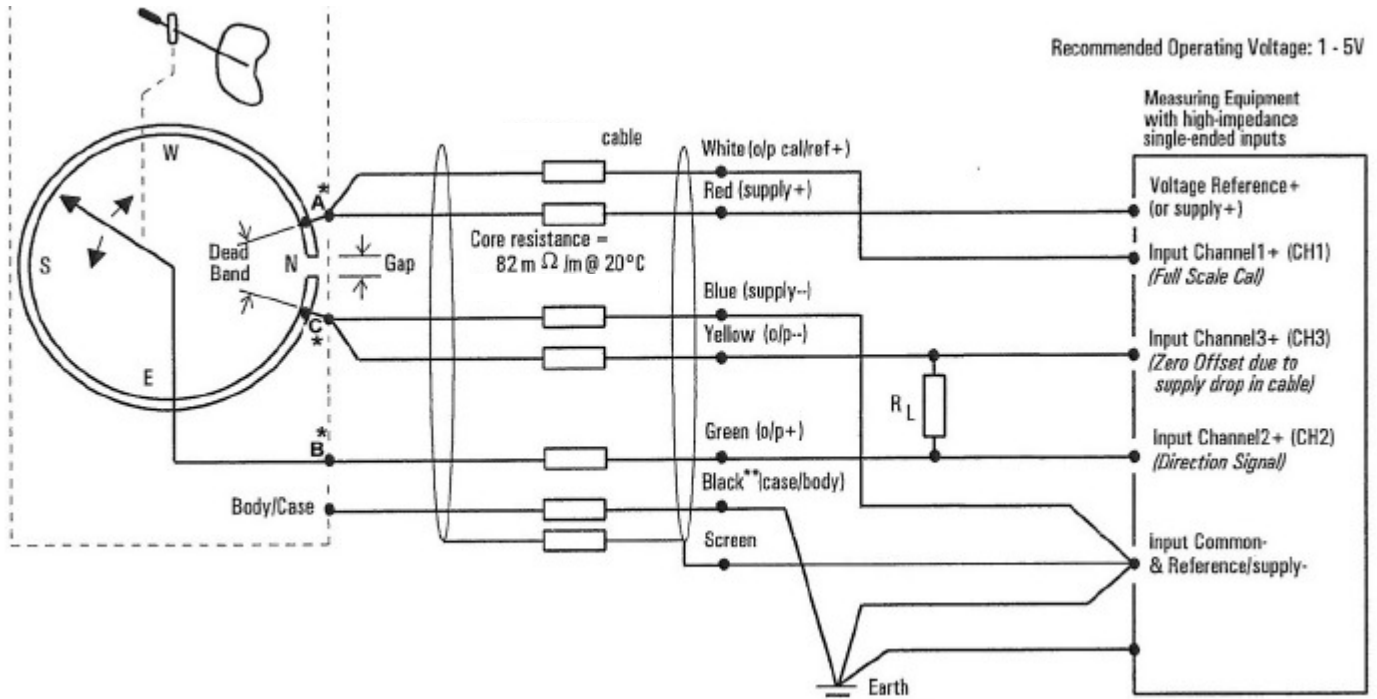
Specification Summary

Range of operation:	<i>Threshold: 0.6m/s (1.2 Knot, 1.4mph)</i> <i>- The vane will commence movement when aligned at 45° to the flow</i>
Maximum wind speed:	<i>Over 75m/s (150 knots, 170mph)</i>
Range:	<i>360° mechanical angle, full-circle continuous rotation allowed</i>
Response:	<i>Damped natural wavelength: 3.4m</i> <i>Damping ratio: 0.2 m</i> <i>Recovery distance: 0.51 m</i> <i>Distance constant: 2.3m</i>
Repeatability:	<i>better than ± 0.5°, vane removed and replaced</i> <i>(no measurable backlash movement during use)</i>
Potentiometer life*:	<i>5 X 10⁷ cycles (10 years typical exposure)</i>
Temperature range:	<i>-50 to +70°C</i>
Service interval:	<i>4 to 5 years.</i>
Standard Accuracy:	<i>± 3° in steady winds > 5m/s</i>
Accuracy after Wind Tunnel Calibration:	<i>± 2° obtainable.</i>

Electrical:

Potentiometer resistance:	<i>1000Ω ± 10%</i>
Maximum dissipation:	<i>0.5W, -50 to + 20°C (de-rate linearly to 0.25W at 70°C)</i>
Maximum wiper current:	<i>50µA (20mA absolute max)</i>
Supply voltage:	<i>1 to 5V (20V absolute max) across potentiometer track.</i>
Case to pot. Voltage:	<i>72V max (case or screen to any terminal on pot)</i>
Insulation resistance:	<i>> 50MΩ</i>
Temperature coefficient of resistance:	<i>± 50 x 10⁻⁶ / °C</i>
Electrical continuity angle:	<i>357.7 ± 1.5° (2.3° gap at north)</i>
Electrical variation angle:	<i>356.5 ± 1.5° (3.5° deadband)</i>
Resolution:	<i>± 0.2°</i>
Independent non-linearity:	<i>± 0.25% (unloaded)</i>
Rotation Sense:	<i>Direction changes from N through E, S, W to N cause the wiper (green wire) to move along the track from Yellow/Blue wire terminal towards the Red/White wire terminal. (Note: Wind direction is "North" when wind is "coming from the North").</i>
Instrument cable:	<i>6 core braided shield, 7/0.2mm, PVC outer sheath. (8 core with /HE4 heater option)</i> <i>- Standard length is 3m, longer cables are available to order.</i>





Recommended Operating Voltage: 1 - 5V

Electrical (continued):

- Connections:
- RED/WHITE = 358.85° end of pot track (ref. voltage)
 - BLUE/YELLOW = 1.15° end of pot track (0v/ground)
 - GREEN = pot wiper (wind direction output signal)
 - BLACK = Sensor Body
 - SCREEN = not connected at windvane

PC3P01 Anti-Surge circuit : Optional (installs inside windvane)

Note:

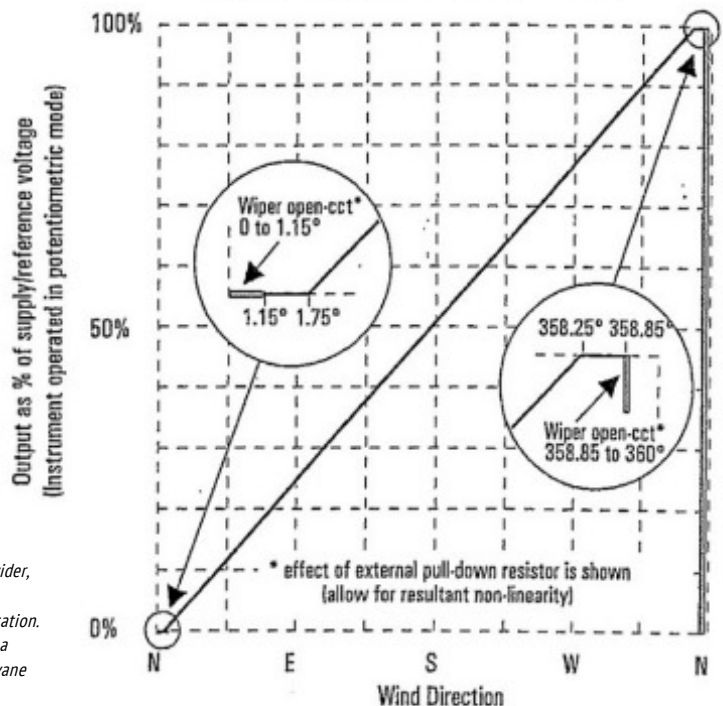
- For 5-wire operation, connect as per diagram above.
- For 3-wire operation, connect RED and WHITE together, and connect BLUE and YELLOW together.

Mechanical:

- Mounting:
- 0.25 inch BSW / UNC screw into base (standard tripod screw)
 - The optional 405 series mounts are shown in photo/diagram,
 - The 405W mount is similar, but includes a "pin" to allow accurate alignment using a cross-drilled hole at the top of the mounting pole. (405 or 405W are not included as standard).

Dimensions/Weight (with 3m cable) packed: 330 x 160 x 80mm / 750g,
Instrument+Fin+3m Cable Weight: <500g

W200P/W200P-01



Notes:

The potentiometer in this windvane must be used in ratiometric mode, i.e. as a potential-divider, and not as a variable resistance to achieve the correct/specified accuracy/performance.
* Potentiometer Life: The "life" figure specified is for a typical/general meteorological application. In applications/installations where wind conditions are such that all of the "wear" occurs on a particular sector of the potentiometer track (i.e. when the wind mostly approaches the windvane from the same direction throughout it's life) the potentiometer life may be reduced.

Vector Instruments

Vector Instruments (Windspeed Limited),
115 Marsh Road, Rhyl, North Wales, LL18 2AB, United Kingdom.
Tel: +44 (0) 1745 350700 Fax: +44 (0) 1745 344206
E-mail: sales@windspeed.co.uk
Website: <http://www.windspeed.co.uk>

All dimensions/weights are approximate.

Specification and Prices subject to change at any time without notice, contact our sales office for latest pricing and availability details.

E&OE. All information herein is believed to be correct at time of writing but may change without notice. Contact us to confirm latest information.

All information is provided in Good Faith and Windspeed Limited (and its employees) shall NOT be responsible for any errors, omissions, injury, loss or damages of any kind howsoever caused.

